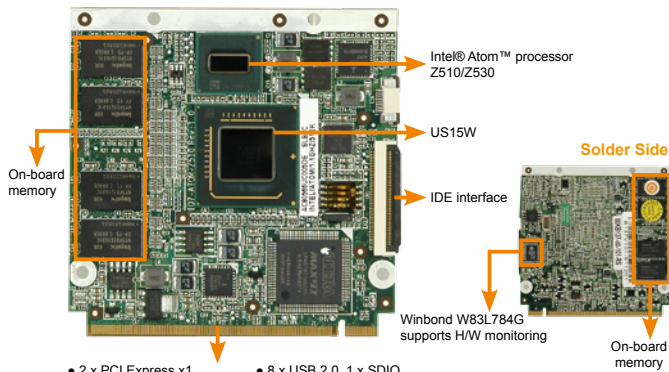


iQ7-US15W

Q7 CPU module with Intel® Atom™ Processor Z510/530



- 2 x PCI Express x1
- 1 x SDVO, 1 x 24bit LVDS
- 8 x USB 2.0, 1 x SDIO
- LPC Bus



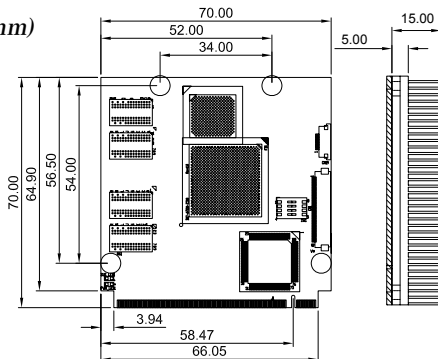
Features

1. Intel® Atom™ processor Z510/Z530 Low power CPU with single 5V low power design
2. High graphic performance supports H.264, MPEG1/2/4, VC1/WMV9 high-definition decode
3. Single-channel 24-bit LVDS supported
4. On-board memory 1GB supported
5. IEI One Key Recovery solution allows you to create rapid OS backup and recovery

Specifications

- ◆ CPU
Intel® Atom™ processor Z530 1.6GHz with a 533MHz FSB
Intel® Atom™ processor Z510 1.1GHz with a 400MHz FSB
- ◆ System Chipset
Intel® US15W
- ◆ BIOS
AMI BIOS
- ◆ System Memory
On-board 1GB DDR2 SDRAM supported
- ◆ I/O Interface
8 x USB 2.0 (to base board)
1 x IDE (on CPU module)
1 x LPC bus (to base board)
1 x Single channel 18/24-bit LVDS (to base board)
1 x SDIO (to base board)
1 x SDVO (to base board)
1 x SMBUS (to base board)
- ◆ Expansion
2x PCIe x1 (to base board)
- ◆ Audio
1 x HD Audio Interface (to base board)
- ◆ HW Monitor
Winbond W83L784G
- ◆ Display Interface
Intel® Graphics media accelerator 500
SDVO / single-channel 24-bit LVDS
Integrated in Intel® US15W (to base board)
Max Display Resolution:
LVDS: 1366x768 (24 bit color)
SDVO: 1280 x 1024
- ◆ Watchdog Timer
Software programmable supports 1~255sec.
system rest by Winbond W83L784G
- ◆ Power Supply
5V only, AT / ATX supported
- ◆ Power consumption
5V@1.34A (Intel® Atom™ Z530 1.6GHz with 1GB DDR2)
5V@1.255A (Intel® Atom™ Z510 1.1GHz with 1GB DDR2)
- ◆ Temperature
Operation: 0°C ~ 60°C
- ◆ Humidity
operation: 5% ~95% non-condensing
- ◆ Dimensions
70 mm x 70 mm
- ◆ Weight
GW: 600g / NW: 100g

Dimensions (mm)



Packing List

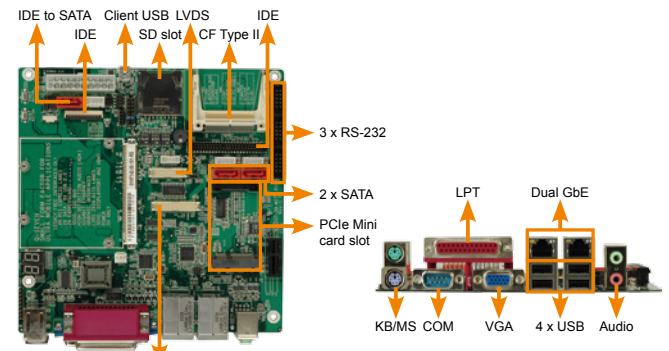
1 x Q7 CPU module	
1 x 50mm 1.8" IDE HDD FFC cable (P/N: 32400-029002-RS)	
1 x Heatsink	
1 x Utility CD	1 x QIG

Ordering Information

Part No.	Description
iQ7-US15W-Z510-R10	Q7 module with Intel® Atom™ Z510 1.1GHz, SDVO/LVDS, USB, SD, IDE, on board 1GB memory
iQ7-US15W-Z530-R10	Q7 module with Intel® Atom™ Z530 1.6GHz, SDVO/LVDS, USB, SD, IDE, on board 1GB memory
iQ7-DB-MITX-R10	Mini ITX form factor base board for Q7 module, RoHS
32400-307900-RS	15 cm 1.8" IDE FFC cable

iQ7-DB-MITX

Base Board for Q7 modules



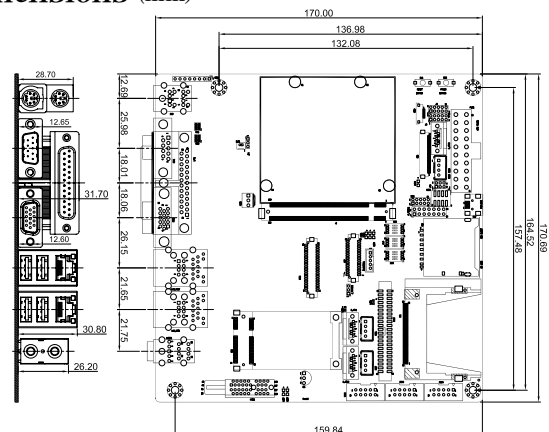
Features

1. Mini ITX form factor base board for Q7 platform
2. Support audio, SD slot, IDE, CF Type II, single-channel LVDS, TTL
3. Support six USB, four COM, two SATA
4. Support PCIe x1 slot, one PCIe Mini card

Specifications

- ◆ Display Interface
VGA DB15 connector (SDVO to VGA by chrontel CH7021A)
18/24-bit single-channel LVDS
TTL (LVDS to TTL by TI SN75LVDS) (Option)
- ◆ Expansion Slot
1 x PCIe Mini card slot shared with LAN1 (selected by switch: SW3)
1 x PCIe x1 slot shared with LAN2 (selected by switch: SW3)
- ◆ I/O Interface
2 x SATA/SATA 3Gb/s with 5V/12V power output (not support by iQ7-US15W)
1 x IDE (IDE Signal support from iQ7-US15W)
1 x CF Type II (Signal support from iQ7-US15W)
1 x SATA with 5V/12V power output (IDE to SATA Bridge: Jmicron JM20330 Signal support from iQ7-US15W)
1 x SD Slot
2 x PS2 KB/MS
6 x USB 2.0
1 x USB Client
1 x LPT
4 x RS-232
- ◆ Ethernet Connector
2 x Realtek RTL8111CP GbE chipsets
LAN1 shared with PCIe Mini card Slot (selected by switch: SW3)
LAN2 shared with PCIe x1 Slot (selected by switch: SW3)
- ◆ Super I/O
SMSC SCH3114-NU
- ◆ Digital I/O
8-bit digital I/O, 4-bit input/4-bit output by SMSC SCH3114-NU
- ◆ Infrared Interface
N/A
- ◆ Power Supply
ATX Power, ATX/AT Mode Support
- ◆ Temperature
operation: 0°C ~ 60°C (32°F ~140°F)
- ◆ Humidity
operation: 5% ~95% non-condensing
- ◆ Dimensions
170 mm x 170 mm
- ◆ Weight
GW: 700g / NW: 350g

Dimensions (mm)



Packing List

1 x Mini ITX Form Factor base board for Q7 module	1 x QIG
---	---------

Ordering Information

Part No.	Description
iQ7-DB-MITX-R10	Mini-ITX form factor base board for Q7 module
19800-000051-RS	Dual RS-232 cable
19800-000047-RS	Single RS-232 cable
32400-029000-RS	15cm IDE FFC cable from Q7 module to base board
32400-029002-RS	5cm IDE FFC cable from Q7 module to base board