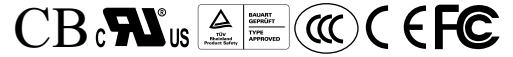


ACE-4535AP 360 W 2U ATX Power Supply

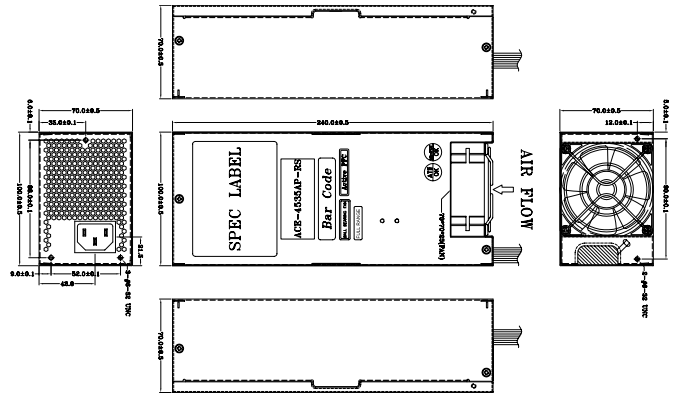
360W



PFC



Dimensions



Specifications

| | | | | | | |
|-------------------------|---|--------------------|----------------------|-------------------|-------------------|---------------------|
| Input Type | 90~264 VAC Full Range, 47~63 Hz | | | | | |
| Overvoltage | +3.3 V | +5 V | +12 V | +24 V | -12 V | -5 Vsb |
| | 5 A (0.3 A min.) | 16 A (1 A min.) | 10 A (0.5 A min.) | 6 A (0 A min.) | 1 A (0 A min.) | 1.5 A (0 A min.) |
| Efficiency | 75 % | | | | | |
| Temperature | 0 °C~ 50 °C (Operating), -20 °C~ 80 °C(Storage) | | | | | |
| MTBF(hrs) | 100,000 | | | | | |
| Output Connector | 21 x 20+4-pin ATX 1 x 4-pin 12 V CPU 3 x HDD 2 x SATA 1 x 5 V (P10) | | | | | |
| Dimensions | 240 x 100 x 70 (mm) | | | | | |

Ordering Information

| Part No. | Description |
|----------------|--|
| ACE-4535AP -RS | 360W 2U ATX Power Supply with active PFC |

ACE-4530AP 300 W 2U ATX Power Supply

300W



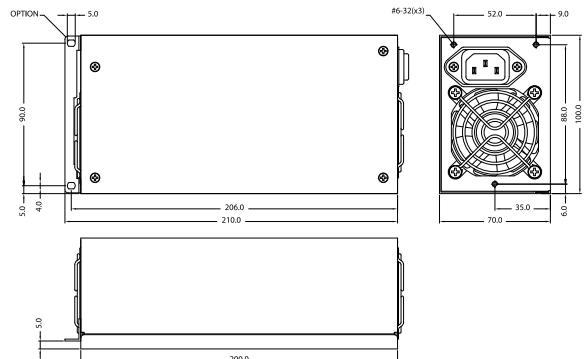
PFC



Best solution for the RACK-1350GATX 2.0 standard w/ new 20+4 Meets ATX revision 2.0, with 20+4-pin ATX power and SATA connector



Dimensions



Specifications

| | | | | | | |
|-------------------------|---|-------|-------|-------|--------|--------|
| Input Type | 90 ~ 264 VAC Full Range | | | | | |
| Output | +5 V | +12 V | -12 V | -5 V | +3.3 V | +5 Vsb |
| | 35 A | 16 A | 1 A | 0.5 A | 20 A | 2 A |
| Efficiency | 63 % | | | | | |
| Temperature | Operating : 0 °C ~ 50 °C Storage : -20 °C ~ 80 °C | | | | | |
| Output Connector | 1 x 20+4-pin ATX 1 x 4-pin 12 V CPU 4 x HDD 2 x FDD 2 x SATA 1 x 5 V (P10) | | | | | |
| Dimensions | 200 x 100 x 70 (mm) | | | | | |

Ordering Information

| Part No. | Description |
|---------------|---|
| ACE-4530AP-RS | 300 2U AC-DC ATX Power Supply, with PFC |